

# SSC-T800 series








Light Curtain Sensors



## ● New type with radial cross ray method

- Small objects and flat tape-like objects detected
- Convenient simplified wiring requiring no clock (synchronization) line
- Compact and flat (14.5 mm)
- Water resistance to IP 67

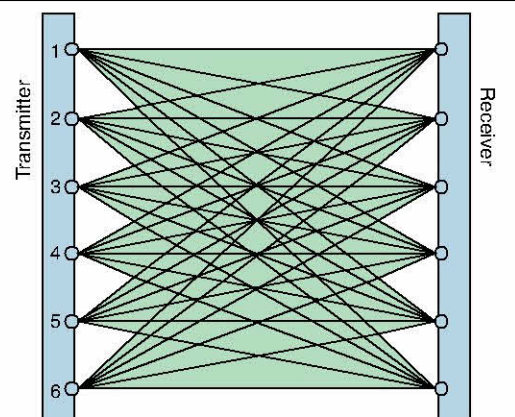
### Type

Detection method	Detecting distance	Light axis interval	No. of light axes	Detecting width	Set model No.	Detecting object
 Through-beam type	 100-500mm	5.55mm	10	50mm	<b>SSC-T801</b>	Opaque object of $\phi$ 6mm min.
	 0.4-1.2m				<b>SSC-T802</b>	Opaque object of $\phi$ 8mm min.
	 0.5-2m	12.5mm	5		<b>SSC-T804</b>	Opaque object of $\phi$ 15mm min.
	 100-500mm				<b>SSC-T805</b>	Opaque object of $\phi$ 12.5mm min.
	 150-800mm	16.6mm	10	150mm	<b>SSC-T850</b>	Opaque object of $\phi$ 17mm min.
		11mm	10		100mm	<b>SSC-T810</b>
		20mm	6	<b>SSC-T815</b>		Opaque object of $\phi$ 20mm min.
		11mm	10	<b>SSC-T830</b>		Opaque object of $\phi$ 13mm min.
		20mm	6	<b>SSC-T835</b>		Opaque object of $\phi$ 22mm min.
		 0.5-2.5m	11mm	10		
	20mm	6				

### Radial Cross Ray Method

The transmitter emits light beams in a scanning manner and receiver accepts light beams of all axes at all times.  
 When Beam 1 is emitted, all of the receiving elements of the receiver receive the light. The sensor is activated when light beam of any of the light axes is blocked.

The figure on the right shows a model with six light axes. The number of light axes depends on the model.



# SSC-T800

## Rating/Performance/Specification


Model	Set model No.	SSC-T801 (PN)	SSC-T802 (PN)	SSC-T804 (PN)	SSC-T805 (PN)	SSC-T850 (PN)	SSC-T810 (PN)	SSC-T815 (PN)	SSC-T830 (PN)	SSC-T835 (PN)
	Transmitter model No.	SSC-TL801	SSC-TL802	SSC-TL804	SSC-TL805	SSC-TL850	SSC-TL810	SSC-TL815	SSC-TL830	SSC-TL835
	Receiver model No.	SSC-TR801 (PN)	SSC-TR802 (PN)	SSC-TR804 (PN)	SSC-TR805 (PN)	SSC-TR850 (PN)	SSC-TR810 (PN)	SSC-TR815 (PN)	SSC-TR830 (PN)	SSC-TR835 (PN)
Detection method		透過形								
Detecting distance		100-500mm	0.4-1.2m	0.5-2m	100-500mm	150-800mm			0.5-2.5m	
Detection object		Opaque object of $\phi$ 6mm min.	Opaque object of $\phi$ 8 mm min.	Opaque object of $\phi$ 15 mm min.	Opaque object of $\phi$ 12.5 mm min.	Opaque object of $\phi$ 17 mm min.	Opaque object of $\phi$ 11 mm min.	Opaque object of $\phi$ 20 mm min.	Opaque object of $\phi$ 13 mm min.	Opaque object of $\phi$ 22 mm min.
No. of light axes		10		5		10		6	10	6
Detecting width		50mm				150mm	100mm			
Light axis interval		5.55mm		12.5mm		16.6mm	11mm	20mm	11mm	20mm
Power supply		12-24V DC $\pm$ 10% / Ripple 10% max.								
Current consumption	Transmitter	50mA max.		70mA max.		80mA max.		80mA max	80mA max	80mA max
	Receiver	100mA max. *		65mA max. *		110mA max. *		70mA max. *	110mA max. *	70mA max. *
Output mode		NPN open collector Rating: sink current 100 mA (30 VDC max.) Models with model Nos. ending with X-PNE have PNP open collector output; source current: 100 mA max.								
Operation mode		Activated when light beams of all axes are received (deactivated when light beam of any axis is blocked)								
Response time		Light blocking :3ms max. Light reception 8ms max.		Light blocking :3ms max. Light reception 4ms max.		Light blocking :5ms max. Light reception 8ms max.				
Light source (wavelength)		Infrared LED (860nm)								
Indicator		Transmitter: Power indicator (green LED) Receiver: Power indicator (green LED) / Operation indicator ( OrangeLED)								
Short circuit protection		Provided								
Material		Case body: Aluminum / Caps at ends: glass fiber filled PBT								
Connection		Permanently attached cord (Outer dimension: dia.4) Cord length: 3 m Cord: with two 0.3 mm <sup>2</sup> cores, gray (transmitter) or with three 0.3 mm <sup>2</sup> cores black (receiver) covering								
Mass		About 130 g (transmitter/receiver)			About 190 g (transmitter/receiver)		About 130 g (transmitter/receiver)			
Accessory		Operation manual (Note) Mounting brackets are not provided								
Notes		*The receiver current consumption shown is for 12 VDC. When the voltage is 24 VDC, the consumption is reduced to about 60%. *1 "-D" types, or models deactivated when light beams of all axes are received, are also available.								

## Environmental Specification

Environment	Ambient light	5,000lx max.
	Ambient temperature	-10 - +55°C (non-freezing)
	Ambient humidity	35-85%RH (non-condensing)
	Protective structure	IP67
	Vibration	10-55 Hz / 1.5 mm amplitude / 2 hours each in 3 directions
	Shock	500 m/s <sup>2</sup> / Twice each in 3 directions
	Dielectric withstanding	500 VAC for 1 minute
Insulation resistance	500 VDC, 20 M $\Omega$ or higher.	

### • Applicable power supply unit

PS Series  
High capacity of 200 mA at 12 VDC



(General-purpose type) PS3N  
PS3N-SR  
(Multifunctional type) PS3F  
PS3F-SR

